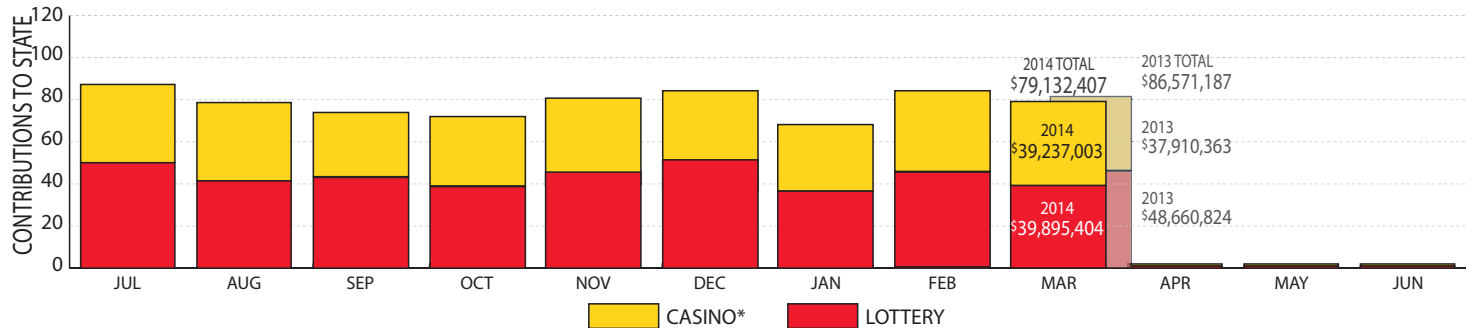




COMBINED LOTTERY & CASINO REVENUE TO THE STATE

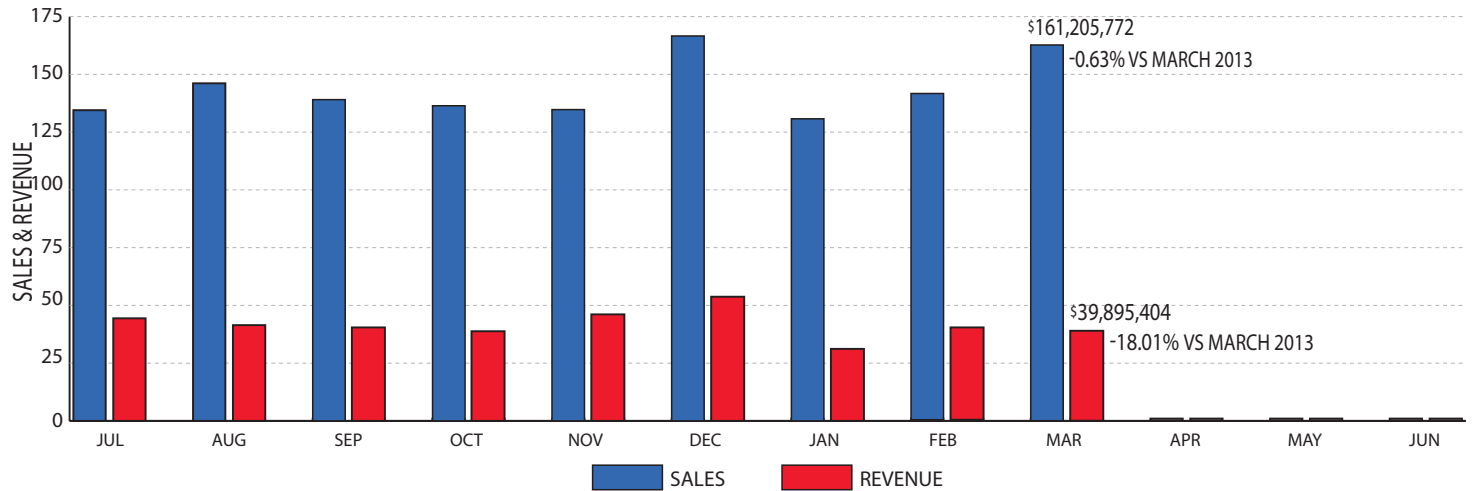


Fiscal-Year-To-Date Contributions: Lottery \$386,849,001 | Casino \$314,483,994* | Total \$701,332,995

Voluntary Exclusion Participants: Lottery 41 | Casino 454

* Excludes Operator's Share

LOTTERY



March 2014:

Sales: \$161,205,772 (-0.63% from March 2013)

Revenue: \$39,895,404 (-18.01% from March 2013)

Stadium Authority: \$0 (Fulfilled for FY 2014)

Prizes Paid: \$105,337,656 (FYTD \$773,101,531)

Retailer Commissions: \$11,559,742 (FYTD \$91,287,704)

State Dollars Intercepted: \$93,270 (FYTD \$1,061,114)

Number of Retailers:

- 4,465 retailers
- 212 Agent Plus retailers
- 5,184 terminals

Fiscal-Year-to-Date Sales and Revenue Notes:

- Sales: \$1,290,394,038 (-1.54% from last year) (YTD % BRE estimate: 73%)
- Revenue: \$386,849,001 (-5.79% from last year) (YTD % BRE estimate: 74%)
- Total Stadium Authority Revenue: \$20,000,000 (YTD % BRE estimate: 100%)

Lottery Sales by Game:

Game	March 2014	February 2014	March 2013
Pick 3	\$21,606,914	\$18,938,464	\$21,894,212
Pick 4	\$23,931,306	\$20,980,787	\$23,899,578
BONUS MATCH 5	\$1,876,484	\$1,607,302	\$1,834,551
5 CARD CASH	\$733,292	\$655,820	\$1,410,092
MULTI MATCH	\$2,279,913	\$1,904,461	\$2,038,019
MEGA MILLIONS	\$13,160,144	\$7,618,578	\$5,716,073
POWERBALL	\$6,563,002	\$13,159,088	\$14,320,298
Keno	\$29,918,533	\$23,575,253	\$32,755,652
Racetraz	\$14,825,100	\$12,932,456	\$14,042,034
SCRATCH OFFS	\$46,311,484	\$39,646,550	\$44,319,274
Total	\$161,206,172	\$141,018,759	\$162,229,783

CASINO

Casino	Slots Revenue	Table Game Revenue	Total Revenue	# of Slots	# of Table Games	Total # of Employees	# of Full Time	# of Part Time
Hollywood Casino	\$6,780,829	\$1,141,252	\$7,922,081	1,158	22	373	229	144
Casino at Ocean Downs	\$4,159,282	n/a	\$4,159,282	800	n/a	226	190	36
Maryland Live! Casino	\$38,140,034	\$23,645,125	\$61,785,159	4,322	177	2,804	2,339	465
Rocky Gap Casino Resort	\$3,383,656	\$600,653	\$3,984,310	558	16	478	354	124

Total Maryland Casino revenue for March 2014: \$77,850,831 vs March 2013: + 34.1%

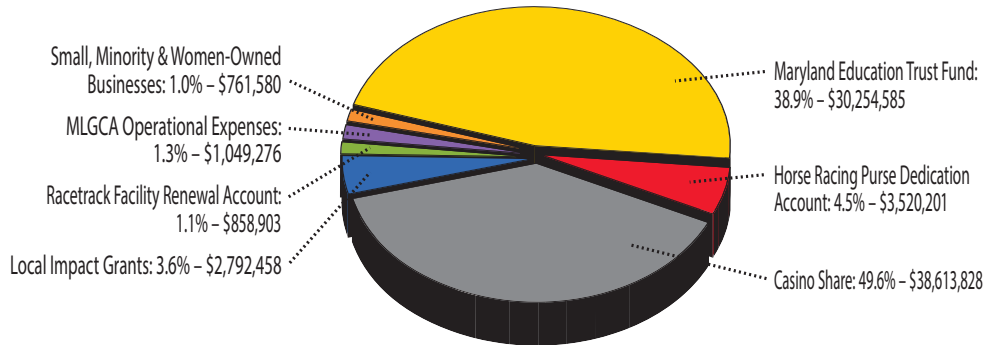
Total Education Trust Fund contribution for March 2014: \$30,254,585 vs March 2013: + 7.4%

Total Casino contributions to the State* for March 2014: \$39,237,003 vs March 2013: + 2.7%

Casino Revenue — March 2014:

Casino Revenues (Slots + Tables):

Casino	March 2014	February 2014	March 2013
Hollywood Casino	\$7,922,081	\$7,063,568	\$9,486,110
Casino at Ocean Downs	\$4,159,282	\$3,511,556	\$3,948,739
Maryland Live! Casino	\$61,785,159	\$52,329,054	\$44,613,545
Rocky Gap Casino Resort	\$3,984,310	\$3,109,916	n/a



FY2014 ESTIMATE COMPARISONS

**Includes Operator's Share

