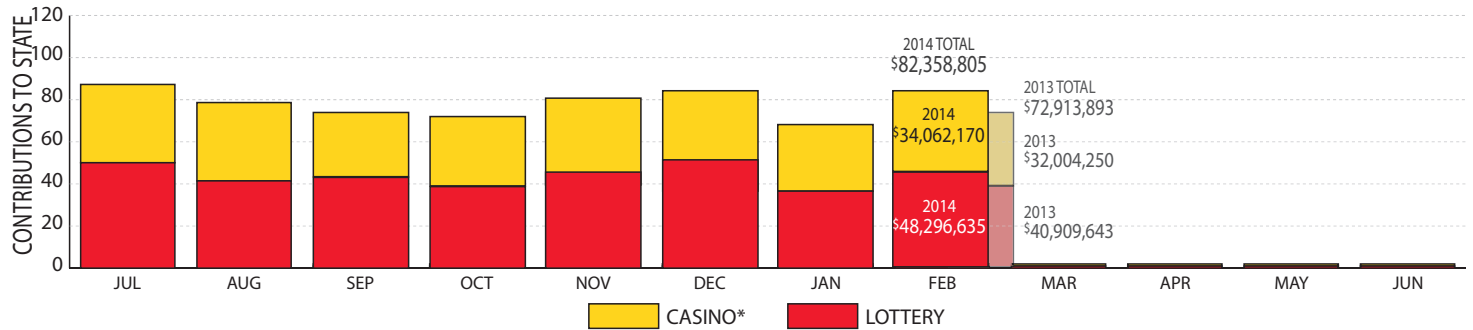




COMBINED LOTTERY & CASINO REVENUE TO THE STATE

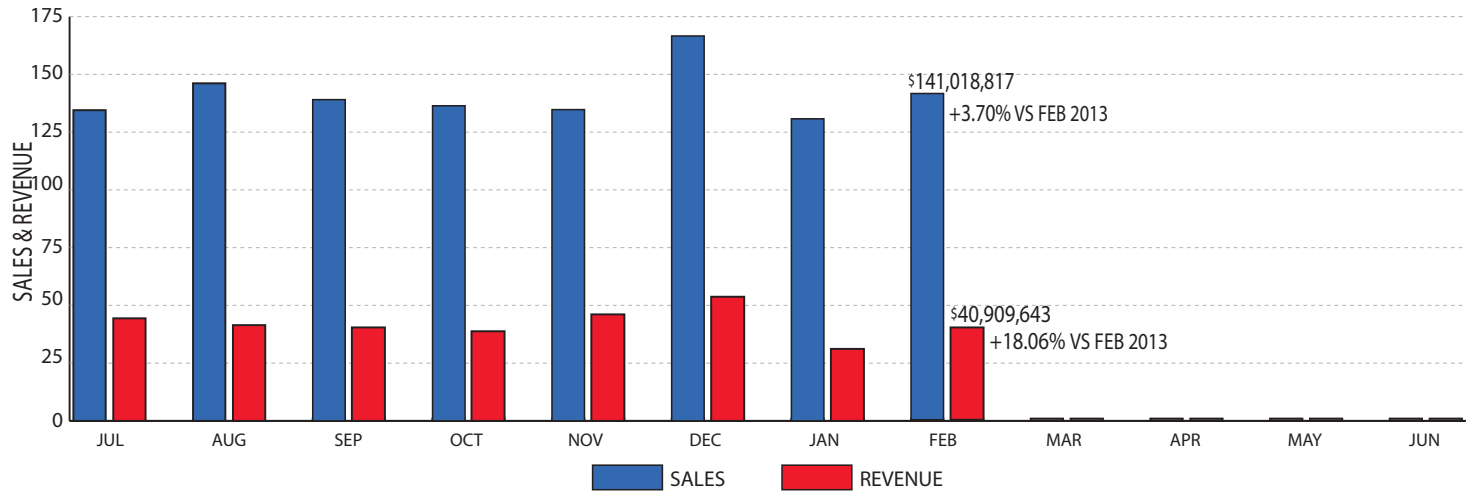


Fiscal-Year-To-Date Contributions: Lottery \$346,953,504 | Casino \$275,246,991* | Total \$622,200,495

Voluntary Exclusion Participants: Lottery 41 | Casino 420

* Excludes Operator's Share

LOTTERY



February 2014:

Sales: \$141,018,817 (+3.70% from February 2013)

Revenue: \$48,296,635 (+18.06% from February 2013)

Stadium Authority: \$0 (Fulfilled for FY 2014)

Prizes Paid: \$78,637,876 (FYTD \$667,764,054)

Retailer Commissions: \$9,945,349 (FYTD \$79,727,944)

State Dollars Intercepted: \$105,022 (FYTD \$875,688)

Number of Retailers:

- 4,462 (25% corporate, 75% independent)
- 207 Agent Plus retailers
- 5,181 terminals

Fiscal Year to Date Sales and Revenue Notes:

- Sales: \$1,129,188,324 (-1.67% from last year) (YTD % BRE estimate: 64.12%)
- Revenue: \$346,953,504 (-4.14% from last year) (YTD % BRE estimate: 66.58%)
- Total Stadium Authority Revenue: \$20,000,000 (YTD % BRE estimate: 100.0%)

Lottery Sales by Game:

Game	February 2014	January 2014	February 2013
Pick 3	\$18,938,464	\$20,455,549	\$19,351,970
Pick 4	\$20,980,787	\$22,370,795	\$20,835,577
BONUS MATCH 5	\$1,607,302	\$1,724,441	\$1,783,556
5 CARD CASH	\$655,820	\$654,842	\$1,369,207
MULTI MATCH	\$1,904,487	\$2,214,023	\$1,973,805
MEGA MILLIONS	\$7,618,610	\$5,753,279	\$4,589,546
POWERBALL	\$13,159,088	\$6,495,476	\$7,135,299
Keno	\$23,575,253	\$23,884,230	\$27,419,638
Racetraz	\$12,932,456	\$12,269,223	\$11,794,999
SCRATCH OFFS	\$39,646,550	\$37,294,832	\$39,735,714
Total	\$141,018,817	\$133,116,690	\$135,989,311

CASINO

Casino	Slots Revenue	Table Game Revenue	Total Revenue	# of Slots	# of Table Games	Total # of Employees	# of Full Time	# of Part Time
Hollywood Casino	\$5,914,105	\$1,149,463	\$7,063,568	1,158	22	393	239	154
Casino at Ocean Downs	\$3,511,556	n/a	\$3,511,556	800	n/a	227	191	36
Maryland Live! Casino	\$34,001,893	\$18,327,160	\$52,329,053	4,322	177	2,804	2,310	494
Rocky Gap Casino Resort	\$2,665,187	\$444,729	\$3,109,916	558	14	480	358	122

Total Maryland Casino revenue for February 2014: \$66,014,093 vs February 2013: + 38.2%

Total Education Trust Fund contribution for February 2014: \$26,140,564 vs February 2013: + 11.1%

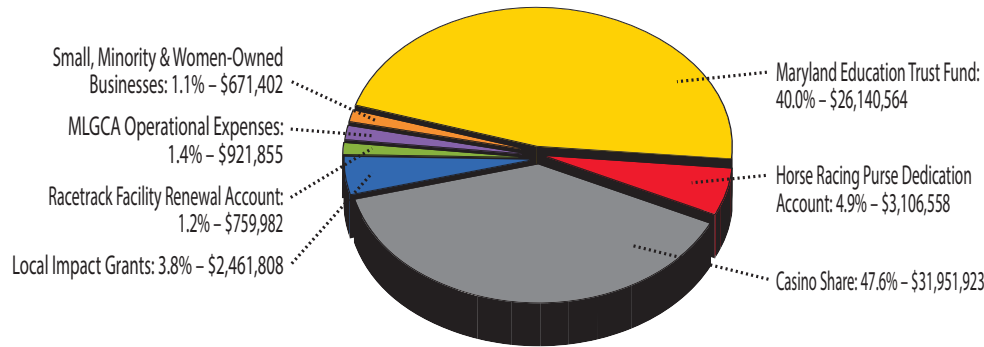
Total Casino contributions to the State* for February 2014: \$34,062,170 vs February 2013: + 6.4%

Casino Revenues (Slots + Tables):

Casino	February 2014	January 2014	February 2013
Hollywood Casino	\$7,063,568	\$6,309,491	\$5,964,477
Casino at Ocean Downs	\$3,511,556	\$3,170,217	\$3,467,751
Maryland Live! Casino	\$52,329,053	\$53,713,344	\$38,335,309
Rocky Gap Casino Resort	\$3,109,916	\$3,029,311	n/a



Casino Revenue — February 2014:



FY2014 ESTIMATE COMPARISONS

**Includes Operator's Share

