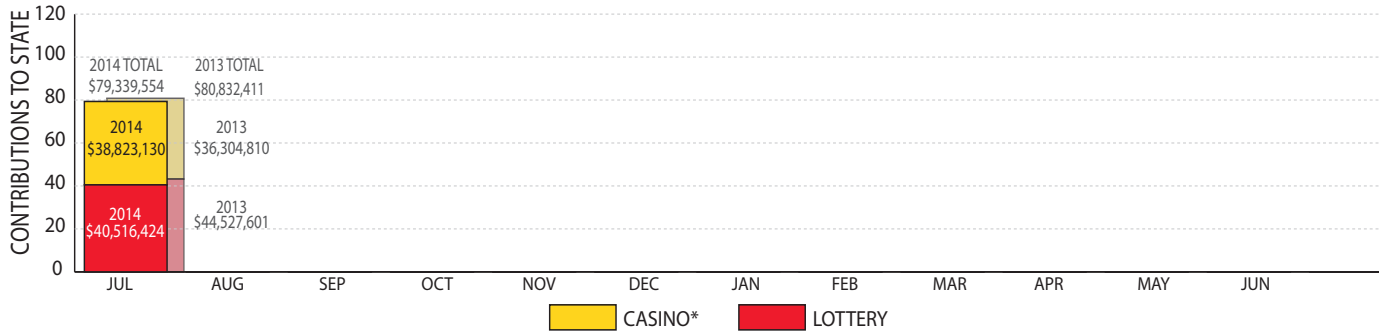




COMBINED LOTTERY & CASINO REVENUE TO THE STATE

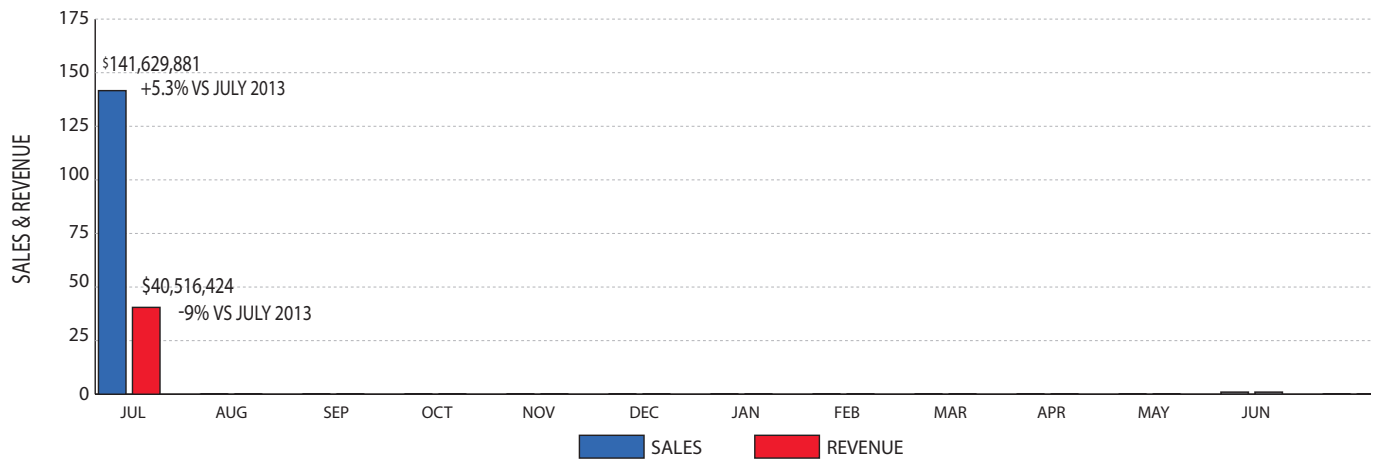


Fiscal-Year-To-Date Contributions: Lottery \$40,516,424 | Casino \$38,823,130* | Total \$79,339,554

Voluntary Exclusion Participants: Lottery 60 | Casino 546

* Excludes Operator's Share

LOTTERY



July 2014:

Sales: \$141,629,881 +5.33% from July 2013)

Revenue: \$40,516,424 (-9.01% from July 2013)

Stadium Authority: \$2,158,836 (FYTD \$2,158,836)

Prizes Paid: \$86,250,780 (FYTD \$86,250,780)

Retailer Commissions: \$10,160,177 (FYTD \$10,160,177)

State Dollars Intercepted: \$111,545 (FYTD \$111,545)

Number of Retailers:

- 4,492 retailers
- 231 XCAP retailers
- 5,225 terminals

Fiscal-Year-to-Date Sales and Revenue Notes:

- Sales: \$141,629,881 (+5.3 % from last year) (YTD % BRE estimate: 8 %)
- Revenue: \$40,516,424 (-9 % from last year) (YTD % BRE estimate: 7.8 %)
- Total Stadium Authority Revenue: \$2,158,836 (YTD % BRE estimate: 10.8 %)

Lottery Sales by Game:

Game	July 2014	June 2014	July 2013
Pick 3	\$20,707,940	\$19,773,589	\$20,000,459
Pick 4	\$23,130,847	\$22,110,099	\$21,852,004
BONUS MATCH 5	\$1,719,350	\$1,705,615	\$1,668,446
5 CARD CASH	\$594,342	\$596,373	\$840,008
MULTI MATCH	\$2,157,758	\$2,176,857	\$2,286,565
MEGA MILLIONS	\$5,407,754	\$5,045,410	\$5,118,256
POWERBALL	\$6,076,326	\$7,564,776	\$8,866,901
Keno	\$27,703,777	\$23,701,708	\$24,329,147
Racetraz	\$12,157,089	\$12,723,050	\$12,627,968
SCRATCH OFFS	\$41,974,698	\$39,646,320	\$36,867,973
Total	\$141,629,881	\$135,043,797	\$134,457,727

CASINO

Casino	Slots Revenue	Table Game Revenue	Total Revenue	# of Slots	# of Table Games	Total # of Employees	# of Full Time	# of Part Time
Hollywood Casino	\$6,395,281	\$1,115,404	\$7,510,684	1,158	22	359	141	218
Casino at Ocean Downs	\$6,096,097	n/a	\$6,096,097	800	n/a	258	59	199
Maryland Live! Casino	\$36,736,489	\$21,487,687	\$58,224,177	4,222	189	2,997	530	2,467
Rocky Gap Casino Resort	\$3,658,581	\$500,799	\$4,159,380	577	17	541	356	185

Total Maryland Casino revenue for July 2014: \$75,990,338 vs July 2013: + 9.7%

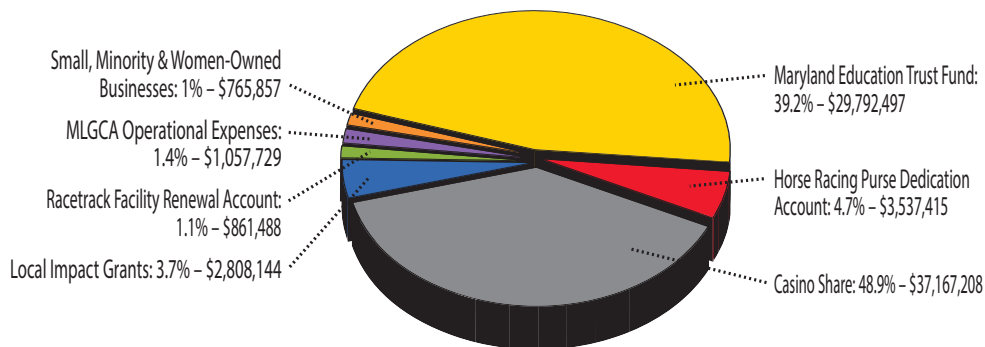
Total Education Trust Fund contribution for July 2014: \$29,792,497 vs July 2013: + 7.5%

Total Casino contributions to the State* for July 2014: \$38,823,130 vs July 2013: + 6.9%

Casino Revenue — July 2014:

Casino Revenues (Slots + Tables):

Casino	July 2014	June 2014	July 2013
Hollywood Casino	\$7,510,684	\$7,012,958	\$7,517,078
Casino at Ocean Downs	\$6,096,097	\$4,804,844	\$5,826,335
Maryland Live! Casino	\$58,224,177	\$56,501,201	\$52,454,813
Rocky Gap Casino Resort	\$4,159,380	\$3,735,029	\$3,474,316



FY2014 ESTIMATE COMPARISONS

