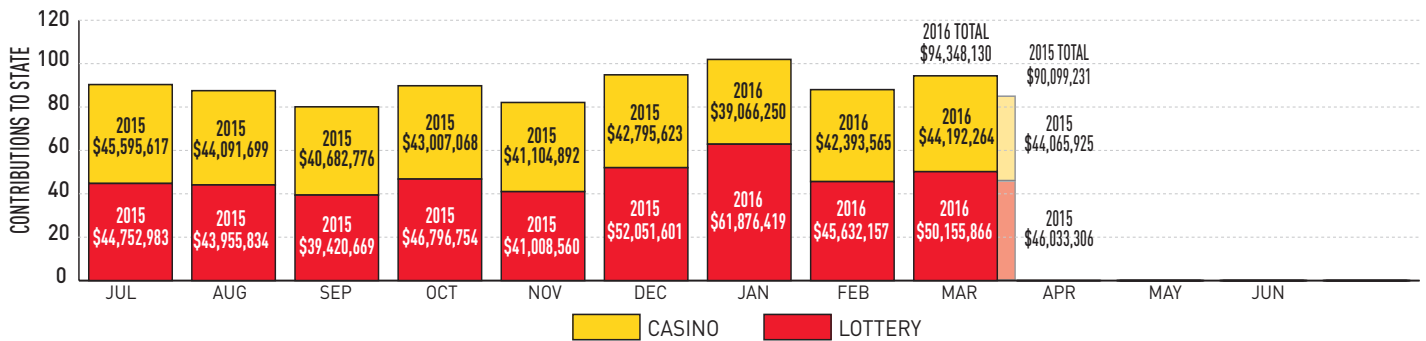


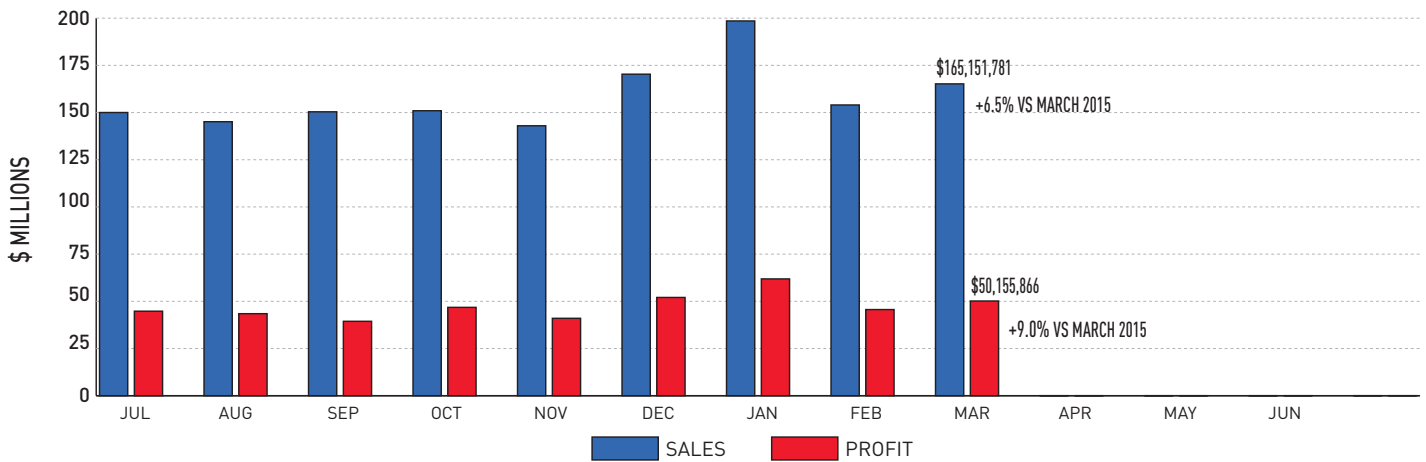


COMBINED LOTTERY PROFITS & CASINO CONTRIBUTIONS TO THE STATE



Fiscal-Year-To-Date Contributions: Lottery \$425,650,843 | Casino \$382,929,755 | Total \$808,580,598

LOTTERY



March 2016:

- Sales: \$165,151,781 (+6.5% from March 2015)
- Profit: \$50,155,866 (+9.0% from March 2015)
- Prizes Paid: \$97,576,188 (FYTD \$850,979,017)
- Retailer Commissions: \$12,275,512 (FYTD \$105,092,981)
- Number of Retailers:
 - 4,549 retailers
 - 303 XCAP retailers
 - 5,281 terminals

Fiscal-Year-To-Date Sales and Profits:

- Sales: \$1,427,501,919 (+8.7% from March 2015) (YTD % BRE estimate: 77.8%)
- Profit: \$425,650,843 (+7.8% from March 2015) (YTD % BRE estimate: 76.0%)
- Contributions to Stadium Authority: \$40,000,000 (YTD % BRE estimate: 100%)

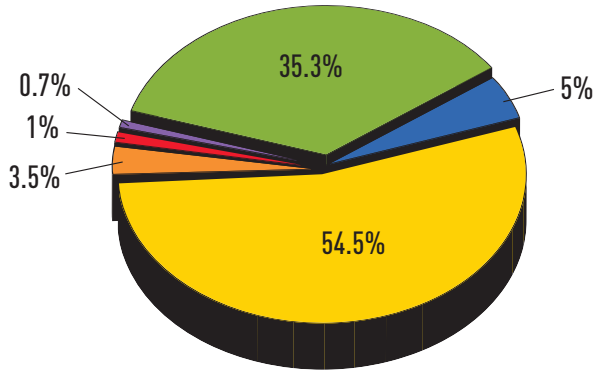
Lottery Sales by Game:

Game	March 2016	February 2016	March 2015
POWERBALL	\$6,346,477	\$7,241,067	\$5,770,027
MEGA MILLIONS	\$4,957,954	\$4,623,379	\$5,366,238
MULTI MATCH	\$2,942,394	\$2,840,435	\$3,161,316
Pick 3	\$21,440,558	\$19,557,830	\$20,566,098
Pick 4	\$24,711,318	\$22,430,270	\$24,127,443
REVENUE MATCH 5	\$1,747,648	\$1,609,625	\$1,867,930
5 CARD CASH	\$517,672	\$486,676	\$568,820
keno	\$26,659,041	\$25,006,284	\$28,813,582
Racetrax	\$15,350,339	\$13,731,879	\$13,593,428
SCRATCH OFFS	\$56,724,448	\$52,086,040	\$50,548,378
ITLMs	\$988,062	\$889,805	\$643,590
CASH 4 LIFE	\$2,765,870	\$3,512,260	n/a
Total	\$165,151,781	\$154,015,550	\$155,026,850

CASINO

March 2016	Gaming Revenue			Number of Games		Number of Employees		
	Casino	Slots	Tables	Total	Slots	Tables	Total	Full Time
Hollywood Casino	\$5,956,850	\$1,087,160	\$7,044,010	850	22	353	186	167
Casino at Ocean Downs	\$4,471,371	n/a	\$4,471,371	800	0	231	200	31
Maryland Live! Casino	\$33,614,299	\$20,992,680	\$54,606,979	3,923	206	2,847	2,454	393
Rocky Gap Casino Resort	\$3,504,182	\$593,896	\$4,098,078	631	19	503	321	182
Horseshoe Casino	\$15,522,660	\$12,109,036	\$27,631,695	2,202	178	1,445	1,146	299
Total	\$63,069,362	\$34,782,771	\$97,852,133	8,406	425	5,379	4,307	1,072

Casino Beneficiaries

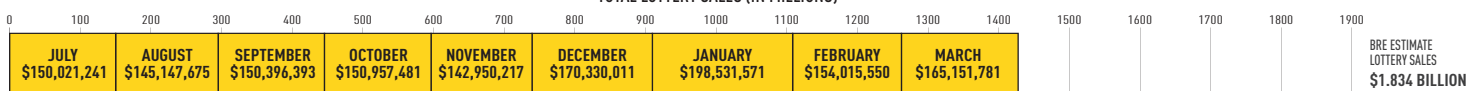


Casino	Mar. 2016	Feb. 2016	Mar. 2015
HOLLYWOOD Casino PERRYVILLE, MD	\$7,044,010	\$6,508,517	\$6,518,118
CASINO OCEAN DOWNS	\$4,471,371	\$3,907,852	\$4,022,716
MARYLAND Live! CASINO	\$54,606,979	\$54,010,644	\$51,934,173
Rocky Gap CASINO • RESORT	\$4,098,078	\$3,833,588	\$3,855,680
HORSESHOE CASINO • BALTIMORE	\$27,631,695	\$25,012,475	\$24,700,048
Total	\$97,852,133	\$93,273,076	\$91,030,734

	Mar. 2016	Mar. 2015	% +/-	YTD FY2016	% of total
Education Trust Fund	\$34,381,443	\$34,350,353	0.1%	\$297,311,432	35.3%
Small, Minority and Women-Owned Businesses	\$919,759	\$858,702	7.1%	\$8,026,548	1.0%
Horse Racing	\$4,852,819	\$4,530,599	7.1%	\$42,354,547	5.0%
Local Impact Grants	\$3,372,450	\$3,148,573	7.1%	\$29,430,678	3.5%
Operating Expense Contribution	\$665,793	\$1,177,697	-43.5%	\$5,806,550	0.7%
Total Contributions	\$44,192,264	\$44,065,925	0.3%	\$382,929,755	45.5%
Casinos' Share	\$53,659,869	\$46,964,810	14.3%	\$459,434,842	54.5%
Total	\$97,852,133	\$91,030,734	7.5%	\$842,364,597	100%

FY2016 ESTIMATE COMPARISONS

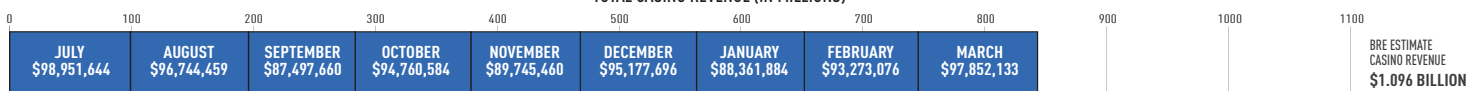
TOTAL LOTTERY SALES (IN MILLIONS)



TOTAL LOTTERY PROFIT (IN MILLIONS)



TOTAL CASINO REVENUE (IN MILLIONS)



TOTAL CASINO CONTRIBUTIONS TO THE STATE (IN MILLIONS)

