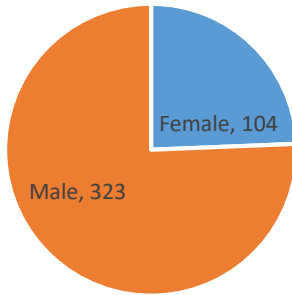


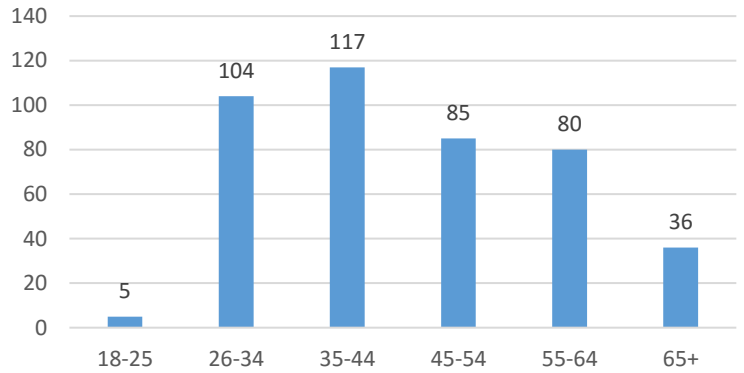
Lottery Voluntary Exclusion Program Data **as of January 31, 2021**

Current Voluntary Exclusions Lottery = 427

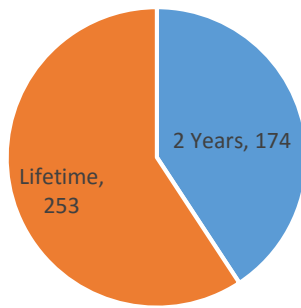
Lottery VEP Enrollees By Gender



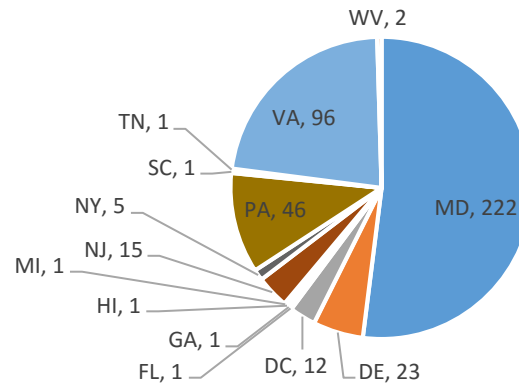
Lottery VEP Enrollees By Age



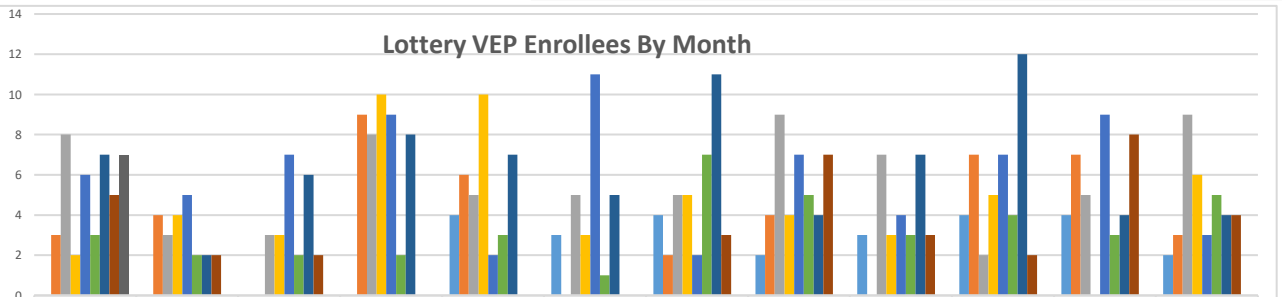
Lottery VEP Enrollees By Period



Lottery VEP Enrollees By Residence



Lottery VEP Enrollees By Month



Year	Jan	Feb	Mar	Apr	May	Jun	Jul	Aug	Sep	Oct	Nov	Dec
2013					4	3	4	2	3	4	4	2
2014	3	4	0	9	6	0	2	4	0	7	7	3
2015	8	3	3	8	5	5	5	9	7	2	5	9
2016	2	4	3	10	10	3	5	4	3	5	0	6
2017	6	5	7	9	2	11	2	7	4	7	9	3
2018	3	2	2	2	3	1	7	5	3	4	3	5
2019	7	2	6	8	7	5	11	4	7	12	4	4
2020	5	2	2	0	0	0	3	7	3	2	8	4
2021	7											