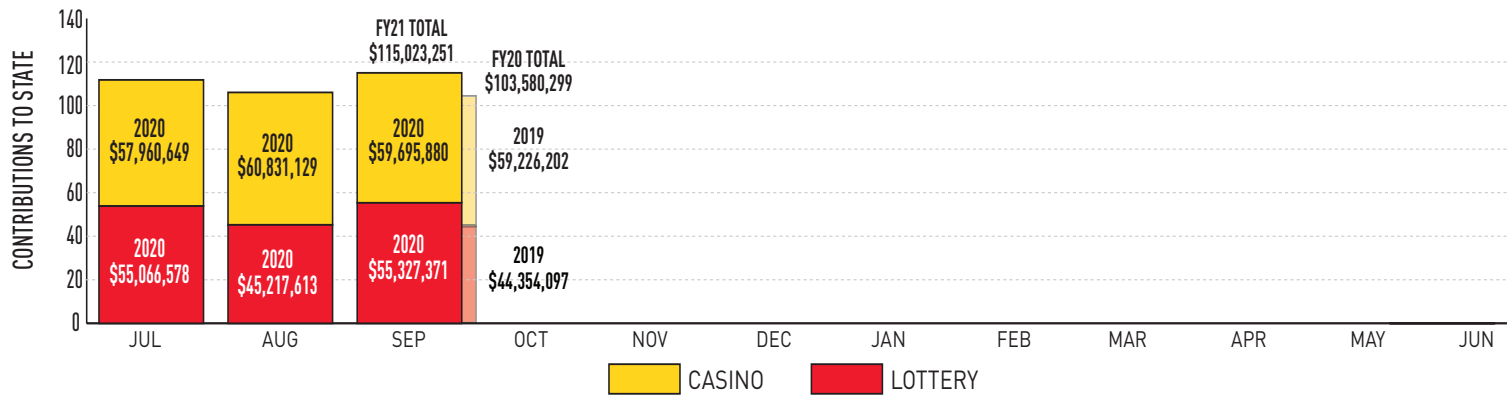


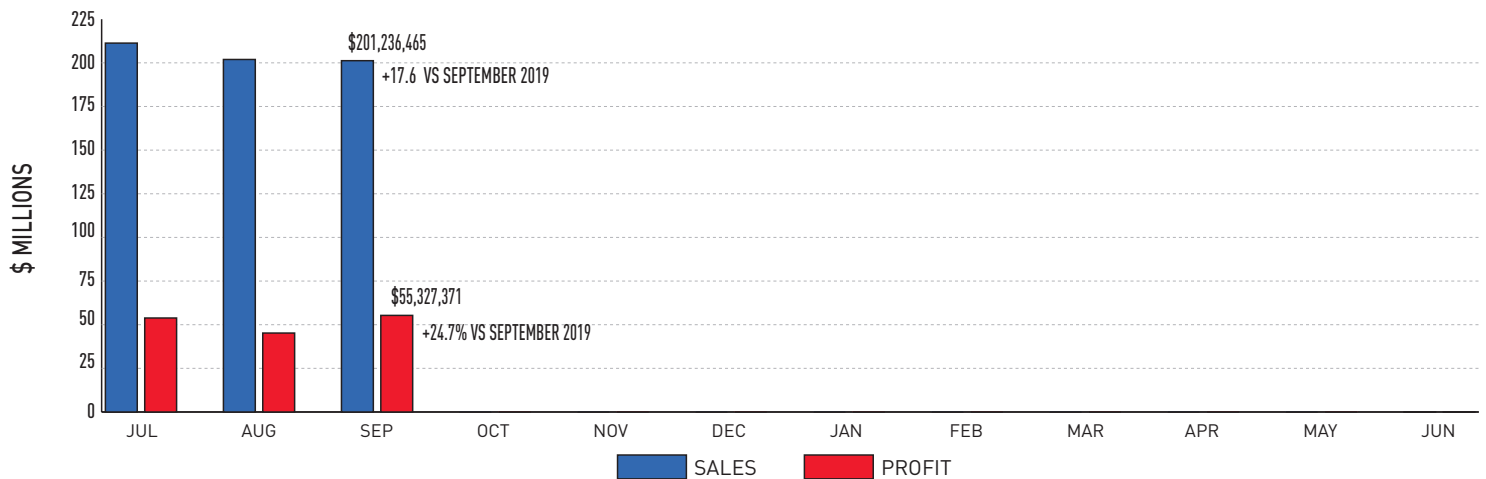


COMBINED LOTTERY PROFITS & CASINO CONTRIBUTIONS TO THE STATE



Fiscal-Year-To-Date Contributions: Lottery \$155,611,562 | Casino \$178,487,658 | Total \$334,099,220

LOTTERY



September 2020:

Sales: \$201,236,465 (+17.6% from September 2019)

Profit: \$55,327,371 (+24.7% from September 2019)

Prizes Paid: \$123,785,415 (FYTD \$391,821,741)

Retailer Commissions: \$15,324,515 (FYTD \$46,567,393)

Number of Retailers:

- 4,341 retailers
- 397 XCAP retailers
- 6,492 terminals

Fiscal-Year-To-Date Sales and Profits:

- Sales: \$614,491,412 (+17.5% from September 2019) (YTD % BRE estimate: 26.6%)
- Profit: \$155,611,562 (+15.8% from September 2019) (YTD % BRE estimate: 25.6%)
- Contributions to Stadium Authority: \$6,525,383 (YTD % BRE estimate: 18.5%)

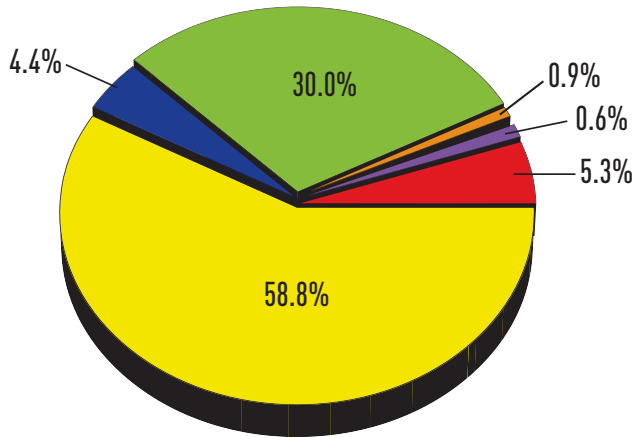
Lottery Sales by Game:

Game	September 2020	August 2020	September 2019
MEGA MILLIONS	\$5,502,872	\$4,485,970	\$6,520,867
POWERBALL	\$4,981,325	\$5,836,981	\$4,511,996
MULTI-MATCH	\$2,435,515	\$2,598,442	\$2,075,114
CASH 4 LIFE	\$1,732,330	\$1,899,655	\$1,860,690
Pick 3	\$22,663,295	\$23,845,528	\$19,824,285
Pick 4	\$31,738,650	\$32,450,552	\$26,297,826
INSTANT MATCH 5	\$1,656,022	\$1,712,076	\$1,511,952
5 CARD CASH	\$467,618	\$493,896	\$500,293
KENO	\$23,336,983	\$22,037,359	\$23,645,264
Racetrax	\$24,111,200	\$23,413,864	\$18,894,429
SCRATCH OFFS	\$76,863,190	\$77,231,597	\$64,689,826
FAST PLAY	\$4,924,109	\$5,141,317	\$0
ITLMs	\$823,357	\$784,289	\$844,057
Total	\$201,236,465	\$201,931,526	\$171,176,598

CASINO

September 2020	Gaming Revenue			Number of Games		Number of Employees			
Casino	Slots	Tables	Total	Slots	Tables	Total	Full Time	Part Time	Furloughed/ LOA
MGM	\$31,355,947	\$26,127,912	\$57,483,859	1,653	190	2,182	1,899	283	0
Live! Casino	\$33,774,151	\$15,378,398	\$49,152,549	2,373	184	2,125	1,780	345	0
Horseshoe Casino	\$11,694,764	\$5,918,814	\$17,613,578	1,024	152	1,078	742	72	264
Ocean Downs Casino	\$6,957,399	\$737,532	\$7,694,931	603	18	324	296	28	0
Hollywood Casino	\$5,906,720	\$814,686	\$6,721,406	463	15	257	172	85	0
Rocky Gap Casino Resort	\$4,597,131	\$445,814	\$5,042,945	414	16	316	223	76	17
Total	\$94,286,112	\$49,423,155	\$143,709,268	6,530	575	6,282	5,112	889	281

Casino Beneficiaries



Casino	September 2020	August 2020	September 2019
MGM NATIONAL HARBOR	\$57,483,859	\$59,706,483	\$57,716,857
Live! CASINO • HOTEL MARYLAND	\$49,152,549	\$52,468,619	\$47,705,742
HORSESHOE CASINO • BALTIMORE	\$17,613,578	\$16,798,542	\$18,564,509
OCEAN DOWNS CASINO	\$7,694,931	\$7,630,473	\$7,469,037
HOLLYWOOD Casino PERRYVILLE, MD	\$6,721,406	\$6,782,515	\$5,971,050
Rocky Gap CASINO • RESORT	\$5,042,945	\$6,162,368	\$4,795,941
Total	\$143,709,268	\$149,549,000	\$142,223,137

	Sept. 2020	Sept. 2019	% +/-	YTD FY2021	% of total
Education Trust Fund	\$43,403,605	\$44,415,850	-2.3%	\$129,819,583	30.0%
Local Impact Grants	\$7,576,444	\$7,511,434	+0.9%	\$22,802,157	5.3%
Horse Racing	\$6,393,157	\$6,365,130	+0.4%	\$18,965,617	4.4%
Operating Expense Contribution	\$942,861	\$933,788	+1.0%	\$2,804,524	0.6%
Small, Minority, Women Business (Commerce)	\$1,379,813	N/A	N/A	\$4,095,777	0.9%
Total Contributions	\$59,695,880	\$59,226,202	+0.8%	\$178,487,658	41.2%
Casinos' Share	\$84,013,387	\$982,996,935	+1.2%	\$254,690,627	58.8%
Total	\$143,709,268	\$142,223,137	+1.0%	\$433,178,286	100.0%

FY2021 ESTIMATE COMPARISONS

