

Maryland Lottery and Gaming contributed more than \$1.1 Billion to the State of Maryland.

Maryland Lottery and Gaming contributed \$1.113 billion to the State in Fiscal Year 2020. Of that amount, casino contributions accounted for \$524.6 million, including \$396.8 million to the Maryland Education Trust Fund. Casinos were closed for more than three months in FY2020 due to the pandemic.

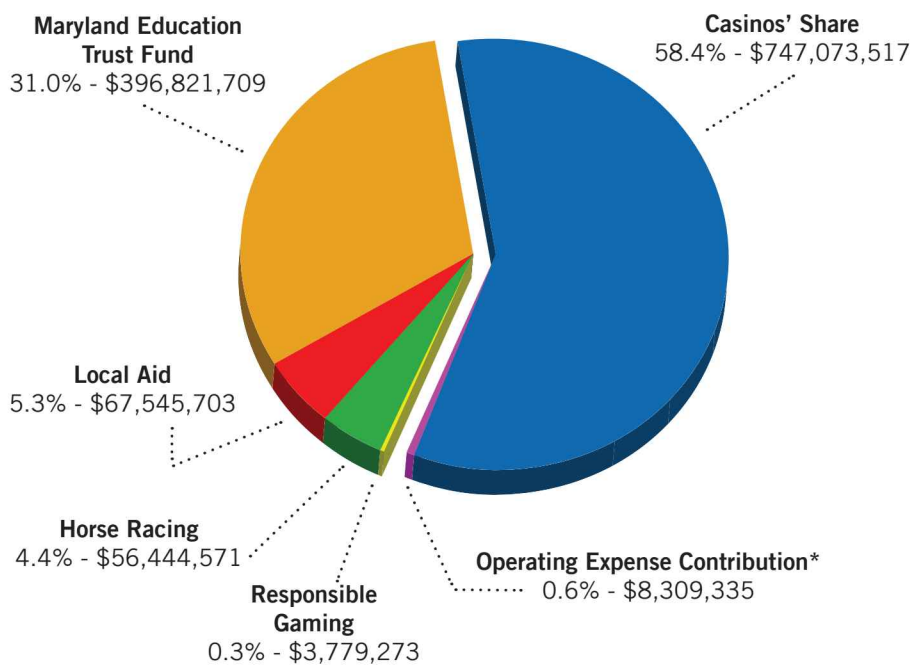


\$524.6 MILLION

CASINO CONTRIBUTIONS TO THE STATE

WHERE THE MONEY GOES

FY2020 Casino Gaming Revenue: \$1,279,974,107



*Total operating expenses of the Gaming Division are \$17,306,344.

Maryland's casinos were closed for nearly the entire fourth quarter of FY2020, from March 16 to June 19, due to the pandemic. Casino operators worked with state and local public health officials on detailed safety and sanitation protocols and reopened at 50% of capacity. Prior to the closure, FY2020 casino revenues were 1.7% ahead of FY2019.

- **Total Casino Gaming Revenue: \$1.279 billion**
 - \$481 million (-27.3%) less than in FY2019 after casinos were closed for three months due to the pandemic
- **Contribution to the Education Trust Fund: \$396.8 million**
 - \$145.9 million (-26.9%) less than in FY2019
- **Local Aid: \$67.5 million**
 - \$27.3 million (-27.3%) less than in FY2019; total includes local impact grants and contributions to local jurisdictions

The Maryland Lottery and Gaming Control Agency encourages responsible play.
If you or someone you know needs help with a gambling problem,
call 1-800-GAMBLER or go to mdgamblinghelp.org.

CASINO OVERVIEW



Revenue: \$510.9 million
Contribution to State: \$201.2 million



Revenue: \$449.5 million
Contribution to State: \$186.1 million



Revenue: \$162.2 million
Contribution to State: \$65.1 million



OCEAN DOWNS
CASINO
BERLIN, MD
Revenue: \$59.1 million
Contribution to State: \$25.8 million



Revenue: \$55.8 million
Contribution to State: \$30.7 million



Revenue: \$42.4 million
Contribution to State: \$15.7 million

Maryland Lottery and Gaming contributed more than \$1.1 Billion to the State of Maryland.

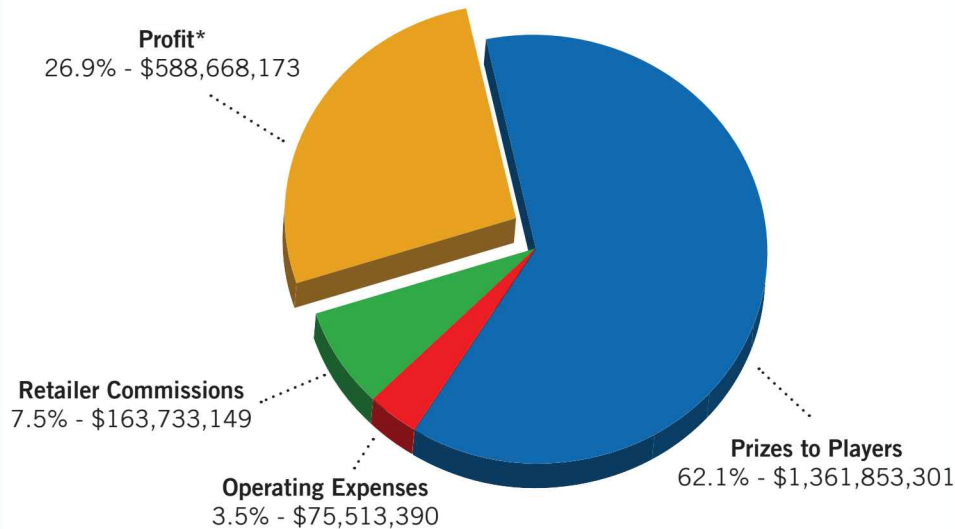
Maryland Lottery and Gaming contributed \$1.113 billion to the State in Fiscal Year 2020. Of that amount, the Maryland Lottery's profit totaled \$588.7 million, nearly an all-time record despite the pandemic.



\$588.7 MILLION
LOTTERY CONTRIBUTIONS TO THE STATE

WHERE THE MONEY GOES

FY2020 Lottery Sales: \$2,189,768,012**



*Profit is distributed to:
 Maryland General Fund: \$548.5 million
 Maryland Stadium Authority: \$20.0 million
 Baltimore City Schools: \$20.0 million
 Veterans' Organizations: \$156 thousand

** All Fiscal Year 2020 figures are unaudited.

Lottery sales and profit were on track to set new all-time records this fiscal year, narrowly missing the mark due to the pandemic.

Lottery FY2020 Facts & Figures

- **Profit to the State: \$588.7 million**
 - Only \$4.4 million (-0.7%) less than last year's all-time record of \$593.1 million
- **Sales: \$2.189 billion – third consecutive year surpassing \$2 billion in sales**
 - Only \$7 million (-0.3%) less than last year's all-time record of \$2.196 billion
- **Prizes Paid to Players: \$1.361 billion**
 - Almost equal to last year's all-time record of \$1.362 billion
- **Retailer Commissions: \$163.7 million**
 - \$1.8 million (-1.1%) less than last year's all-time record of \$165.5 million

Lottery FY2020 Growth Drivers

- **A sixth consecutive record year for scratch-off sales: \$852.7 million**
 - \$40.3 million (5.0%) more than the prior record of \$812.4 million FY2019
- **A record year for combined sales of Pick 3 and Pick 4: \$585.4 million**
 - \$27.6 million (4.9%) more than the prior record of \$557.8 million FY2019
- **A successful launch of Fast Play: \$31.2 million in sales**
 - Launched in February, the Lottery's first new game type in four years

SALES BY LOTTERY GAME



JACKPOT GAMES

	Sales: \$78.6 million Profit: \$32.5 million
	Sales: \$70.4 million Profit: \$29.0 million
	Sales: \$29.1 million Profit: \$10.2 million
	Sales: \$20.6 million Profit: \$7.1 million



DAILY DRAW GAMES

	Sales: \$251.7 million Profit: \$105.6 million
	Sales: \$333.7 million Profit: \$124.6 million
	Sales: \$18.5 million Profit: \$6.6 million
	Sales: \$6.0 million Profit: \$1.7 million

MONITOR GAMES

	Sales: \$259.2 million Profit: \$68.5 million
	Sales: \$230.3 million Profit: \$49.4 million

INSTANT GAMES

	Sales: \$852.7 million Profit: \$146.2 million
	Sales: \$31.2 million Profit: \$5.6 million

OTHER

	Sales: \$7.9 million Profit: \$1.6 million
---	---

(Exclusive to Veterans' Organizations)